

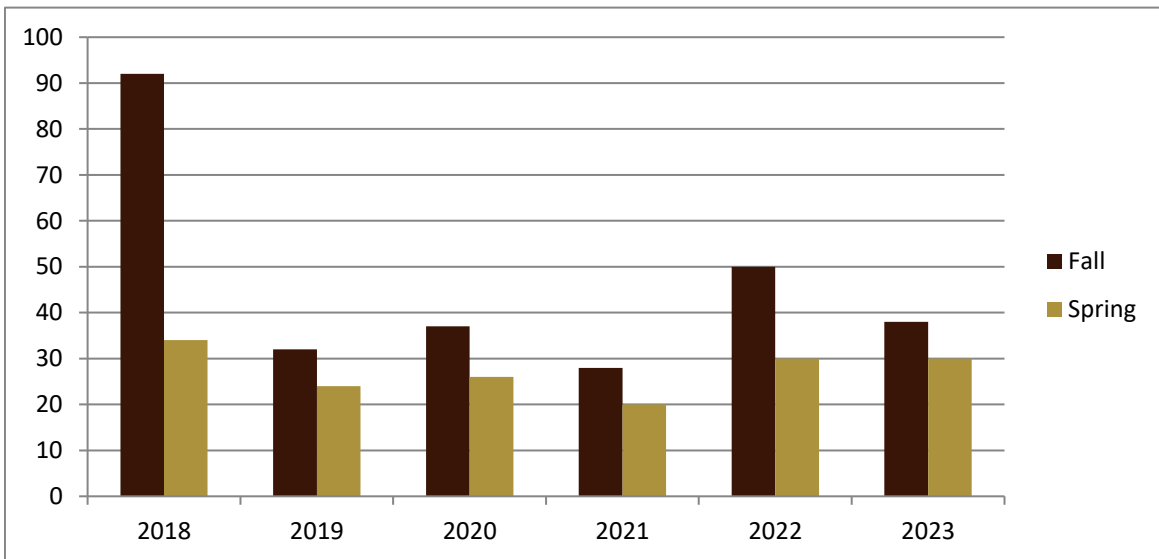
# SMSU Culinary Program

## Course Data

Academic Years 2018 to 2023



Enrolled by Term						
	2018	2019	2020	2021	2022	2023
Fall	92	32	37	28	50	38
Spring	34	24	26	20	30	30
<b>Grand Total</b>	<b>126</b>	<b>56</b>	<b>63</b>	<b>48</b>	<b>80</b>	<b>68</b>



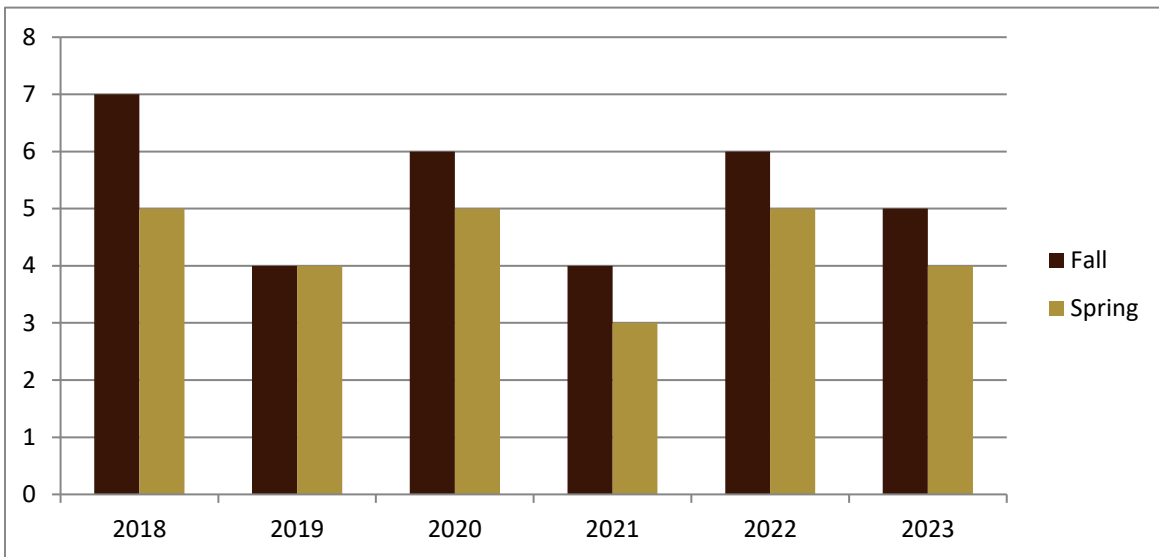
# SMSU Culinary Program

## Course Data

Academic Years 2018 to 2023



Courses by Term						
	2018	2019	2020	2021	2022	2023
Fall	7	4	6	4	6	5
Spring	5	4	5	3	5	4
<b>Grand Total</b>	<b>12</b>	<b>8</b>	<b>11</b>	<b>7</b>	<b>11</b>	<b>9</b>



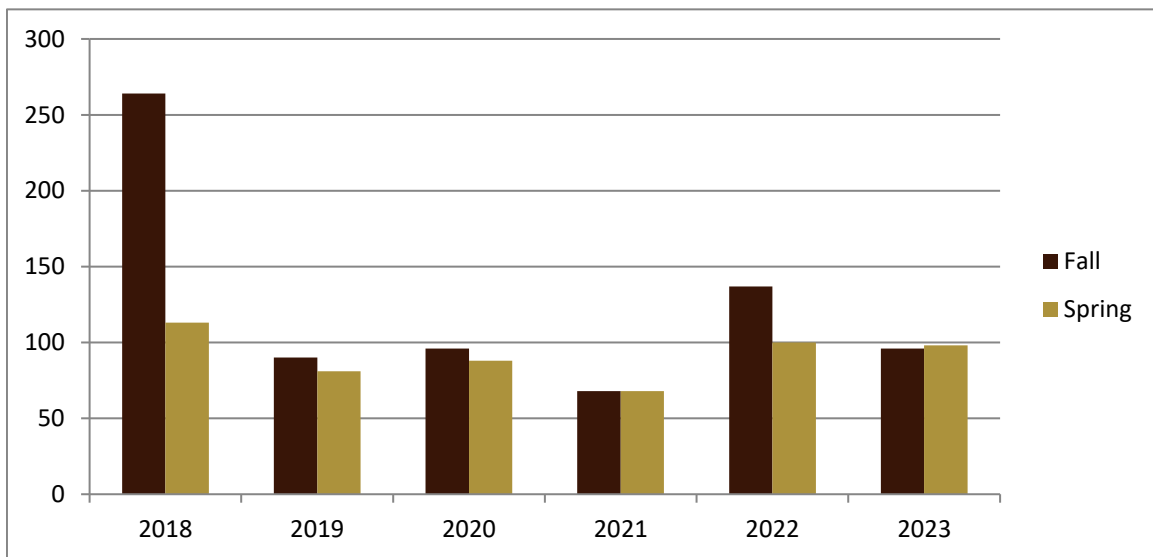
# SMSU Culinary Program

## Course Data

Academic Years 2018 to 2023



Credit Hours by Term						
	2018	2019	2020	2021	2022	2023
Fall	264	90	96	68	137	96
Spring	113	81	88	68	100	98
<b>Grand Total</b>	<b>377</b>	<b>171</b>	<b>184</b>	<b>136</b>	<b>237</b>	<b>194</b>



# SMSU Culinary Program

## Course Data

Academic Years 2018 to 2023



Credit Hours by Level						
	2018	2019	2020	2021	2022	2023
1-Lower 1	13	8	10	11	10	12
2-Lower 2	145	76	102	56	107	56
3-Upper 3	105	21	27	39	42	27
4-Upper 4	114	66	45	30	78	99
<b>Grand Total</b>	<b>377</b>	<b>171</b>	<b>184</b>	<b>136</b>	<b>237</b>	<b>194</b>

